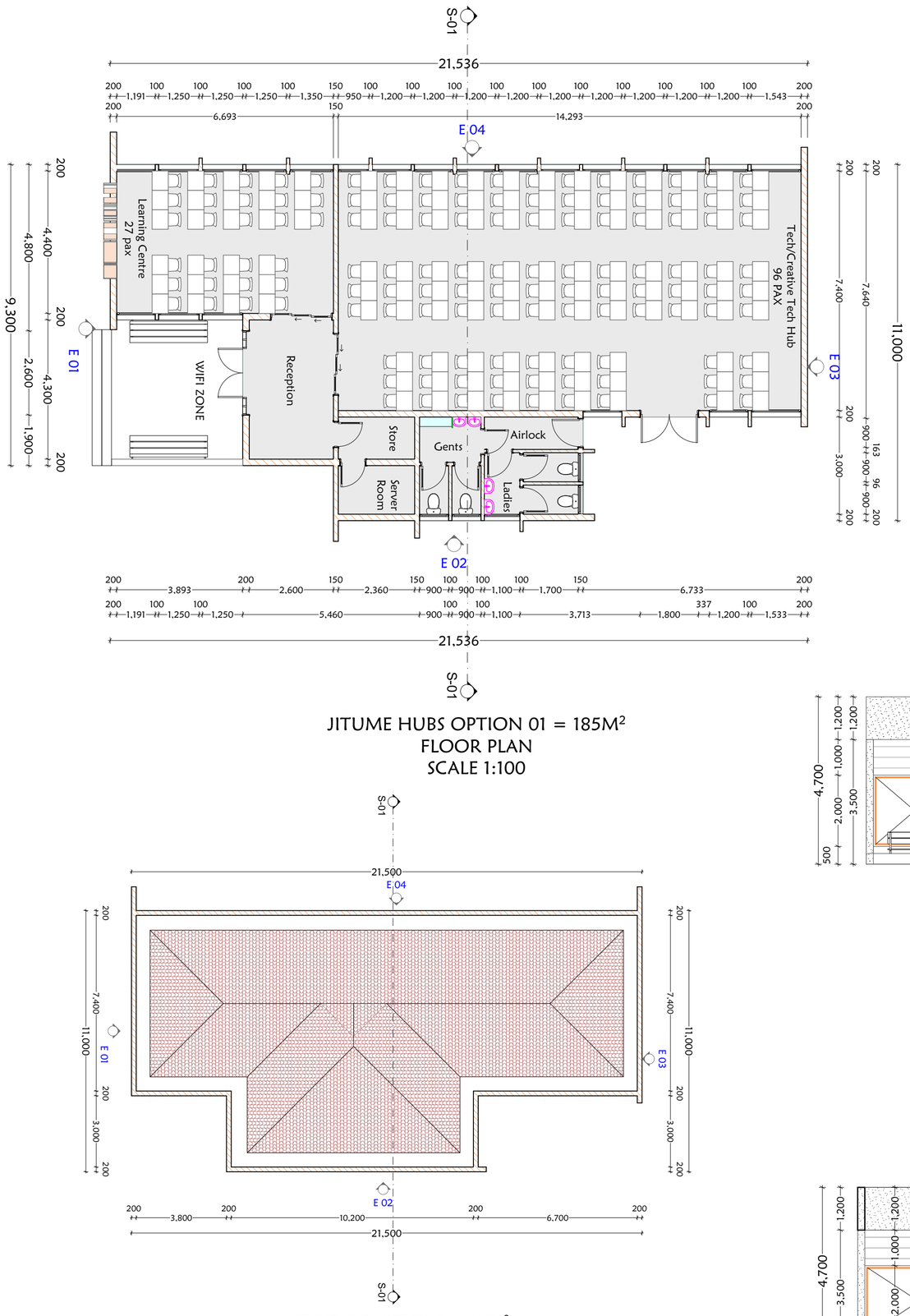

JITUME HUBS OPTION 01 = 185M²
FLOOR PLAN
SCALE 1:100

JITUME HUBS OPTION 01 = 185M²
FLOOR PLAN
SCALE 1:100

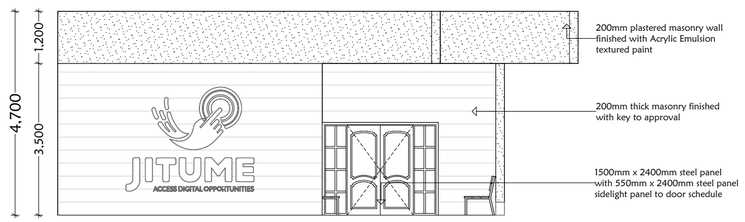

JITUME HUBS OPTION 01 (BASIC)
ELEVATION 01
SCALE 1:100

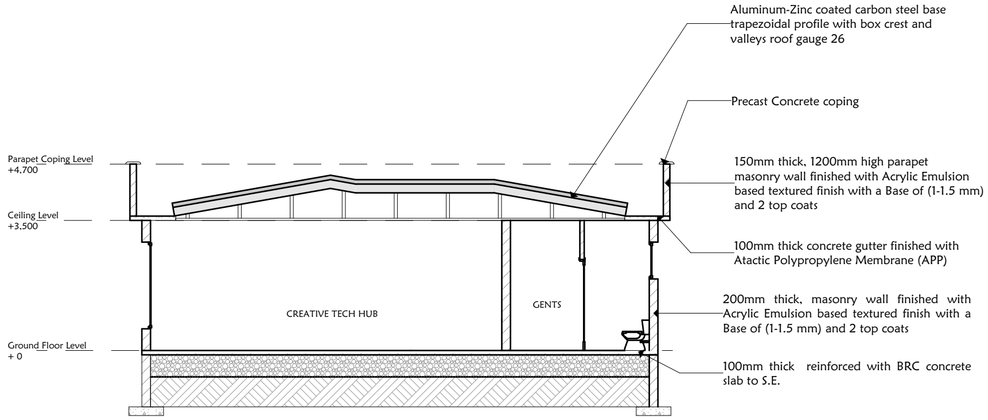

JITUME HUBS OPTION 01 = 185M²
SECTION S_{01} - S_{01}
SCALE 1:100

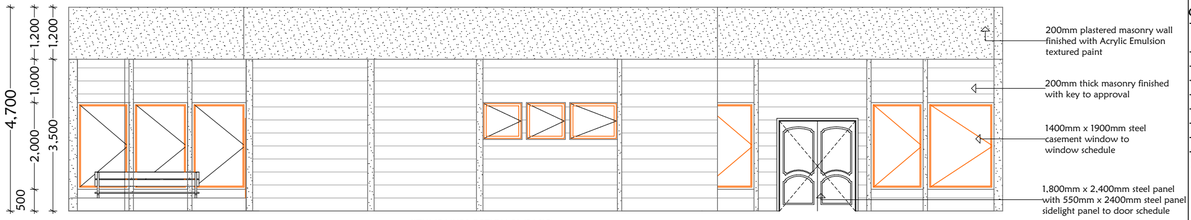

JITUME HUBS OPTION 01 (BASIC)
ELEVATION 02
SCALE 1:100



JITUME HUBS OPTION 01 (BASIC)
ELEVATION 03
SCALE 1:100

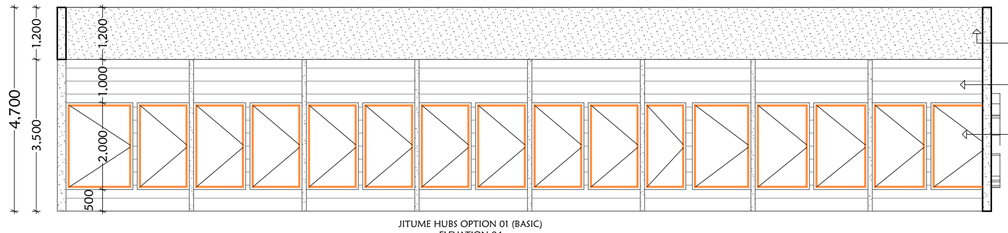

JITUME HUBS OPTION 01 (BASIC)
ELEVATION 04
SCALE 1:100

NOTES

GENERAL

1. All dimensions in mm
2.No scaling of drawing. Contractor to check all dimensions and setting out and confirm with architect and or engineer as necessary.
3. Any discrepancy should be notified immediately to the designer and clarified by consulting the respective consultants' drawings.
4. Permanent vents (pv) to be provided to all windows and doors except wc doors.

STRUCTURAL

9. All RC works to be in accordance to engineer's detail.

MECHANICAL

11. All plumbing and drainage to comply with MoPW's specification.
12. All service ducts to be accessible from all floors.
14. Deep seal or anti-vac to all fitttings connected to the SVP's or waste pipes.
15. All bends and junctions to have inspection plates .16. Drain pipes passing beneath buildings and driveways to be encased in 150mm concert surround
17.All underground foul and waste drain pipes shall be cast iron to comply to BBS41514 and 5225.

ELECTRICAL

26.All Electrical works must be co-odinated with mechanical works.
27. Any conflicts must be clarified before work

Revisions

Project

JITUME ICT HUBS

Drawing title

JITUME ICT HUBS STANDARD OPTION (Option 2)
Jitume Hubs 1 - 001

CLIENT

STATE DEPARTMENT FOR ICT AND DIGITAL ECONOMY

Client signature .....

Scale 1 2 3

Project Job no.

	Name	Signed	Date
Drawn & Designed	Arch. Wacuka T.W.		March, 2024
Checked	Arch J.K. Munyiri		March, 2024

APPROVED

Arch. L.M.Mochama
B.Arch (HONS) M.A.A.K(A)
CHIEF ARCHITECT

MTI PWH&UD
PUBLIC WORKS
ARCHITECTURAL DEPARTMENT

FOR THE GOVERNMENT OF THE REPUBLIC OF KENYA