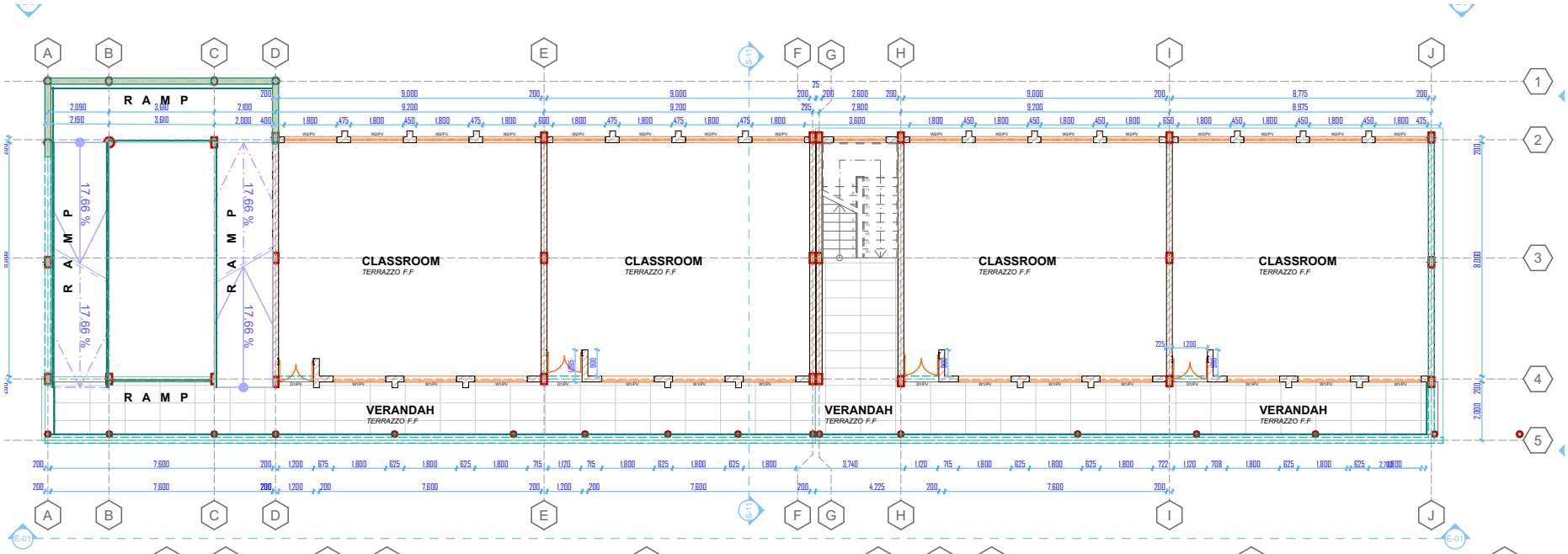

GROUND FLOOR

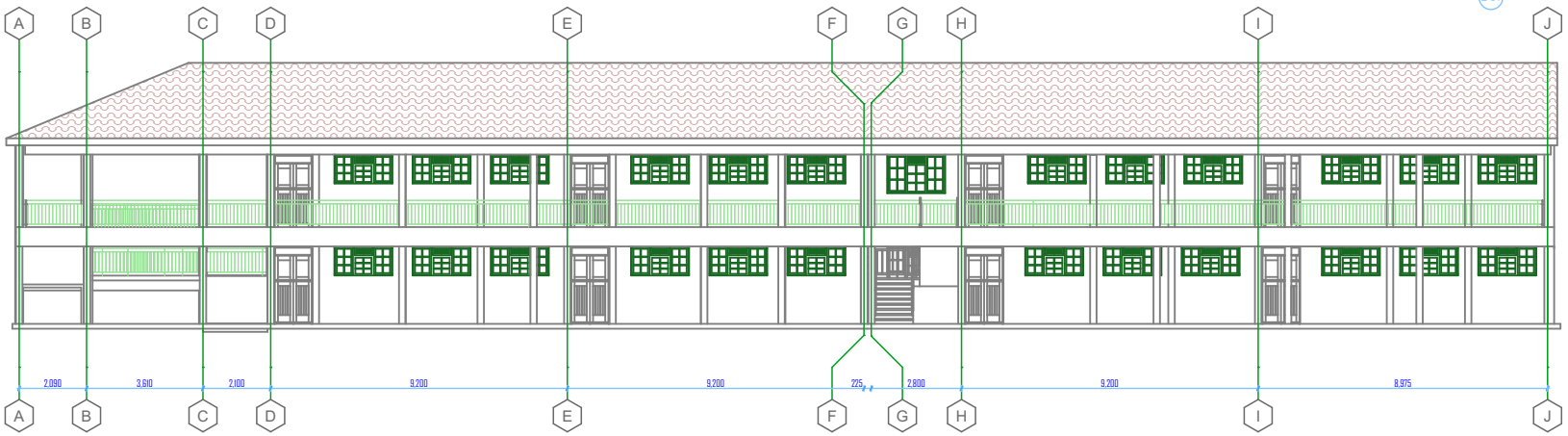

FRONT ELEVATION

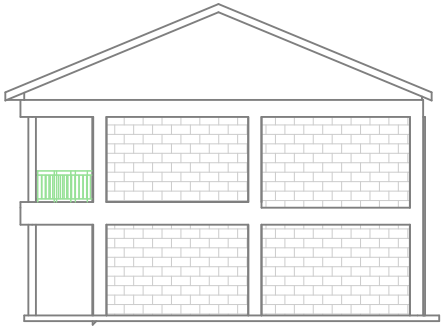

SIDE ELEVATION

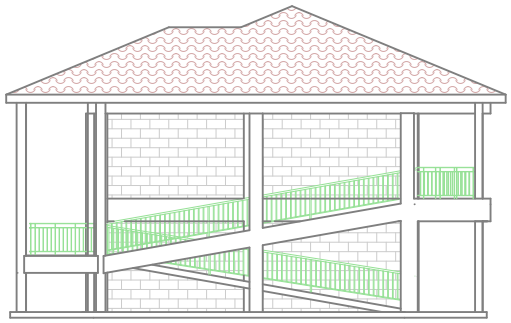

SIDE ELEVATION

NOTES

1. The drawing is protected under the copyright Act amd cannot be used or reproduced in part or in whole without authors consent.
2. All dimensions are to be checked on site and cannot be written on dimension rules over scaled dimensions.
3. P.V denotes permanent ventilation and must be provided above all fenestrations and indicated on plans:
4. D.P.C denotes damp proof course, one layer of bituminous felt and must be provided on all load bearing walls.
5. All walls must be reinforced with hoop iron at every alternate course.
6. Plinth level to a minimum of 300mm from ground level.
7. Depth of foundation trenches to be a minimum of 600mm below reduced level.
8. All dimensions are in mm (millimetres) unless otherwise stated.
9. All reinforced concrete (R.C) works and trusses should be to the Structural Engineer's specs.
10. All sanitary and sewarage works to comply with the Public Health Regulations.
11. All burried drainage pipes should be of class "41" golden brown key Terrain U.P.V.C
12. Drainage pipes passing under the building should be encased in 150mm thick concrete surrounding.

WINDOW SCHEDULE

ID	DIMENSIONS (mm)	MATERIAL	NO
W1	900 BY 1800	STEEL PURPOSE MADE	16
W2	1200 BY 1800	STEEL PURPOSE MADE	12
W3			

DOOR SCHEDULE

D1			
D2			
D3			

CONSULTANTS

PROJECT:	CONSTRUCTION TO COMPLETION OF AN 8 CLASSOOM STOREYED TUITION BLOCK		
CLIENT:	LABUIYWET PRIMARY SCHOOL		
ITEM(S):	WORKING DRAWINGS		
DESIGNED BY:	KIMOSOP B.J.		COUNTY ARCHITECT
CHECKED BY:	KIMOSOP B.J.		COUNTY ARCHITECT
DRAWING REF NO:			
SCALE:		DATE:	OCTOBER 2026

MINISTRY OF LANDS, PUBLIC WORKS, HOUSING & URBAN DEVELOPMENT

STATE DEPARTMENT FOR PUBLIC WORKS-CENTRAL RIFT REGION, UASIN GISHU COUNTY

FOR THE GOVERNMENT OF THE REPUBLIC OF KENYA

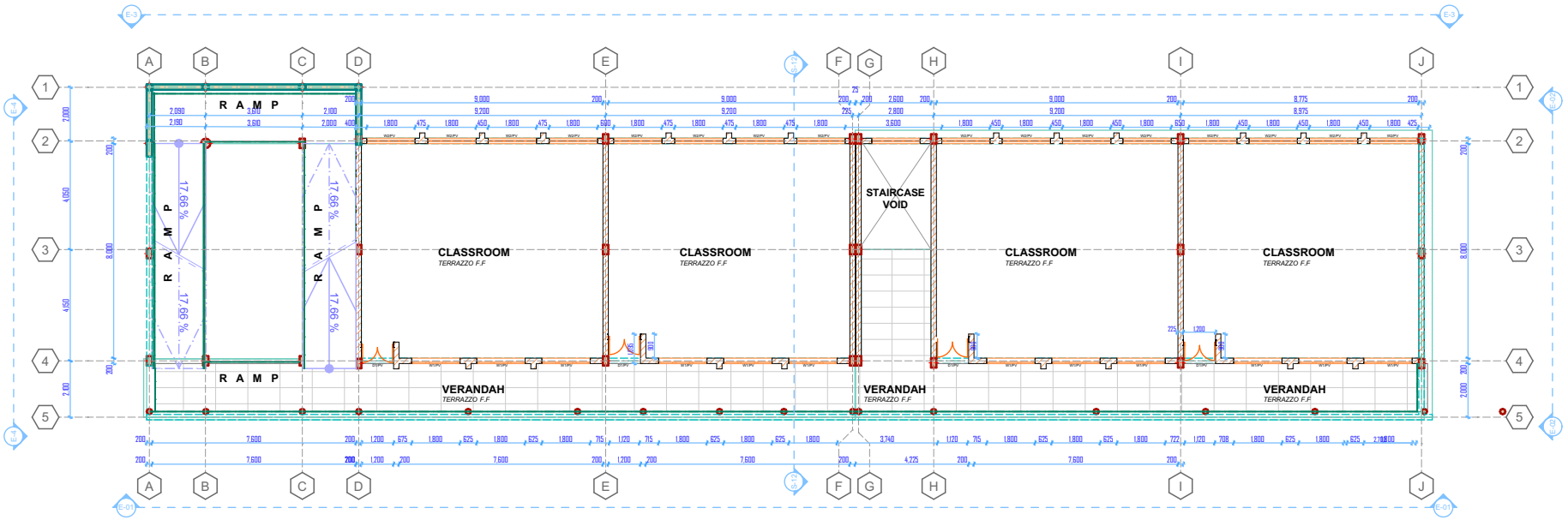

FIRST FLOOR

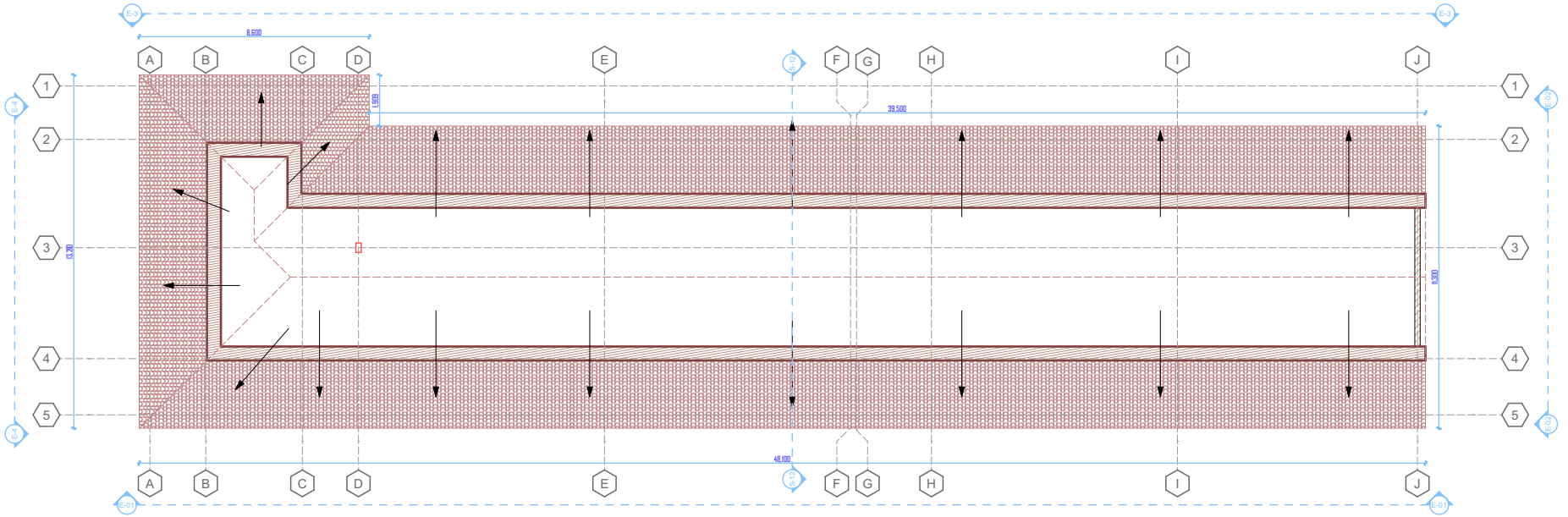

ROOF PLAN

NOTES

1. The drawing is protected under the copyright Act amd cannot be used or reproduced in part or in whole without authors consent.
2. All dimensions are to be checked on site and cannot be written on dimension rules over scaled dimensions.
3. P.V denotes permanent ventilation and must be provided above all fenestrations and indicated on plans:
4. D.P.C denotes damp proof course, one layer of bituminous felt and must be provided on all load bearing walls.
5. All walls must be reinforced with hoop iron at every alternate course.
6. Plinth level to a minimum of 300mm from ground level.
7. Depth of foundation trenches to be a minimum of 600mm below reduced level.
8. All dimensions are in mm (millimetres) unless otherwise stated.
9. All reinforced concrete (R.C) works and trusses should be to the Structural Engineer's specs.
10. All sanitary and sewarage works to comply with the Public Health Regulations.
11. All burried drainage pipes should be of class "41" golden brown key Terrain U.P.V.C
12. Drainage pipes passing under the building should be encased in 150mm thick concrete surrounding.

WINDOW SCHEDULE

ID	DIMENSIONS (mm)	MATERIAL	NO
W1	900 BY 1800	STEEL PURPOSE MADE	16
W2	1200 BY 1800	STEEL PURPOSE MADE	12
W3			

DOOR SCHEDULE

D1			
D2			
D3			

CONSULTANTS

PROJECT:	CONSTRUCTION TO COMPLETION OF AN 8 CLASSOOM STOREYED TUITION BLOCK		
CLIENT:	LABUIYWET PRIMARY SCHOOL		
ITEM(S):	WORKING DRAWINGS		
DESIGNED BY:	KIMOSOP B.J.		COUNTY ARCHITECT
CHECKED BY:	KIMOSOP B.J.		COUNTY ARCHITECT
DRAWING REF NO:			
SCALE:		DATE:	OCTOBER 2026

MINISTRY OF LANDS, PUBLIC WORKS, HOUSING & URBAN DEVELOPMENT

STATE DEPARTMENT FOR PUBLIC WORKS-CENTRAL RIFT REGION, UASIN GISHU COUNTY

FOR THE GOVERNMENT OF THE REPUBLIC OF KENYA

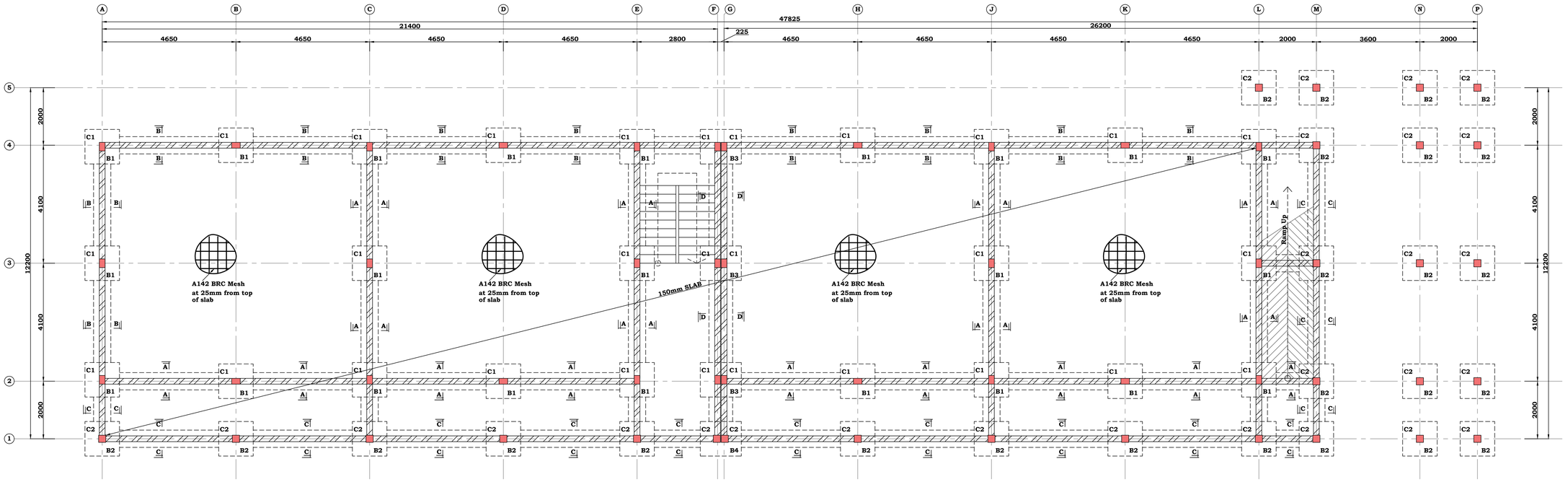

FOUNDATION GENERAL ARRANGEMENT. SCALE 1:50

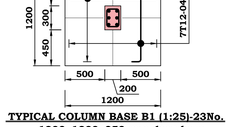

TYPICAL COLUMN BASE B1 (1:25)-23No. 1200x1200x350 mm deep base

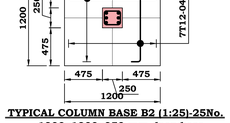

TYPICAL COLUMN BASE B2 (1:25)-25No. 1200x1200x350 mm deep base

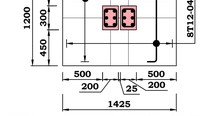

TYPICAL COLUMN BASE B3 (1:25)-3No. 1200x1200x350 mm deep base

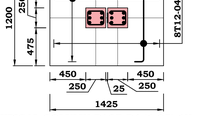

TYPICAL COLUMN BASE B4 (1:25)-1No. 1200x1200x350 mm deep base

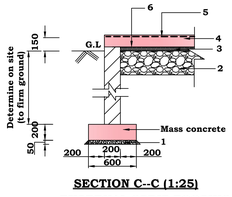

SECTION C--C (1:25)
EXTERNAL STRIP FOOTING

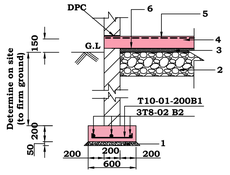

SECTION B--B (1:25)
EXTERNAL STRIP FOOTING

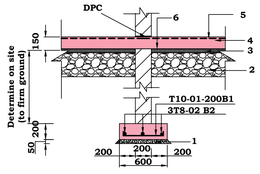

SECTION A--A (1:25)
INTERNAL STRIP FOOTING

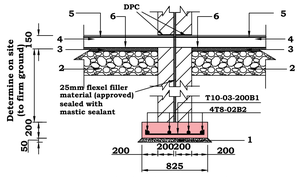

SECTION D--D (1:25)

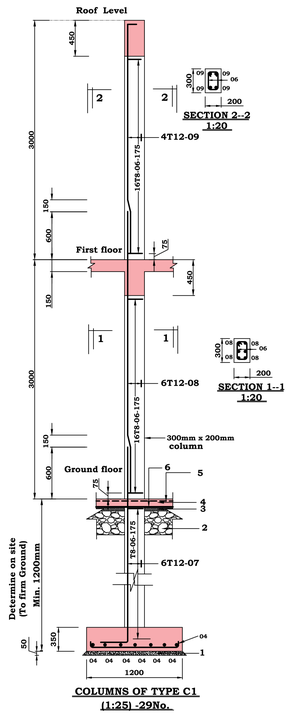

COLUMNS OF TYPE C1 (1:25) -29No.

SECTION 2--2 1:20

SECTION 1--1 1:20

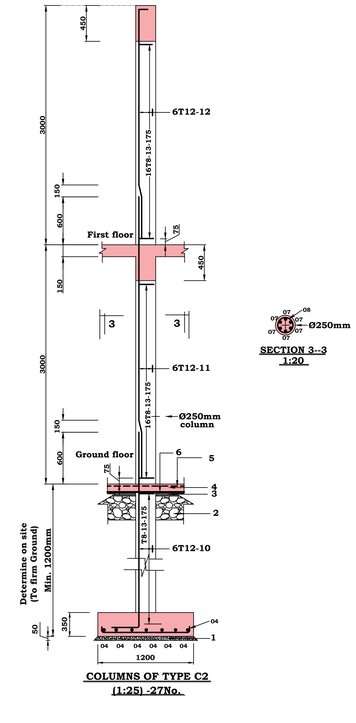

COLUMNS OF TYPE C2 (1:25) -27No.

SECTION 3--3 1:20

NOTES

1. This drawing is to be read in conjunction with all other relevant Architectural / Structural drawings.
2. The Contractor to confirm all dimensions on site before commencing the works.
3. Figured dimensions only to be taken and all dimensions are in millimetres unless stated otherwise.
4. Structural Concrete to be class 25/20
   Concrete cover to reinforcement including links;
   Foundations = 50mm
   Columns = 40mm
   Beams = 25mm
   Slabs = 20mm
   Stairs = 20mm
5. Reinforcement steel to be; T-Ribbed high yield bars.
6. All 200mm thick walls to be loadbearing with a minimum compressive strength of 7.0N/mm^2
7. All excavations to be inspected and approved by the Structural Engineer .
8. All Reinforcement steel must be approved by the Structural Engineer before casting.

ISSUES

DATE	TO	APPLICATION

REVISIONS

	DATE	BY	DESCRIPTIONS	GRP. LDR.	C.S. ENG.

REFERENCE DRAWINGS

No.	DESCRIPTIONS

CLIENT

KAPSAOS PRIMARY SCHOOL

PROJECT TITLE

PROPOSED CONSTRUCTION OF 8NO. CLASSROOMS

DRAWING TITLE

FOUNDATION R.C DETAILS

FOR THE GOVERNMENT OF THE REPUBLIC OF KENYA

C1/Sfb		
M.L.P.W.H & U.D.	DRG No. FILE No.	SD/...../STR 01
SCALE(S)	As Indicated	FIGURED DIMENSIONS ONLY TO BE TAKEN FROM THIS DRAWING

APPROVED BY

THE REGIONAL WORKS OFFICER, NORTH RIFT.

	NAME	SIGNATURE	DATE
DESIGNED BY	K.R		JAN,2026
DRAWN BY	K.R		JAN,2026
CHECKED BY	Eng. B.K AMDANY		JAN,2026

STATE DEPARTMENT FOR PUBLIC WORKS

STRUCTURAL