

ELEVATION E01

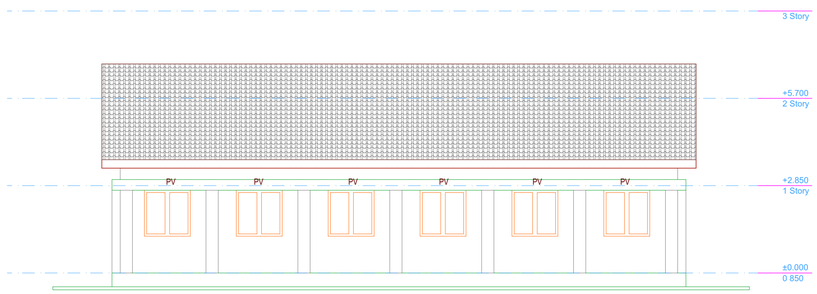

ELEVATION E03

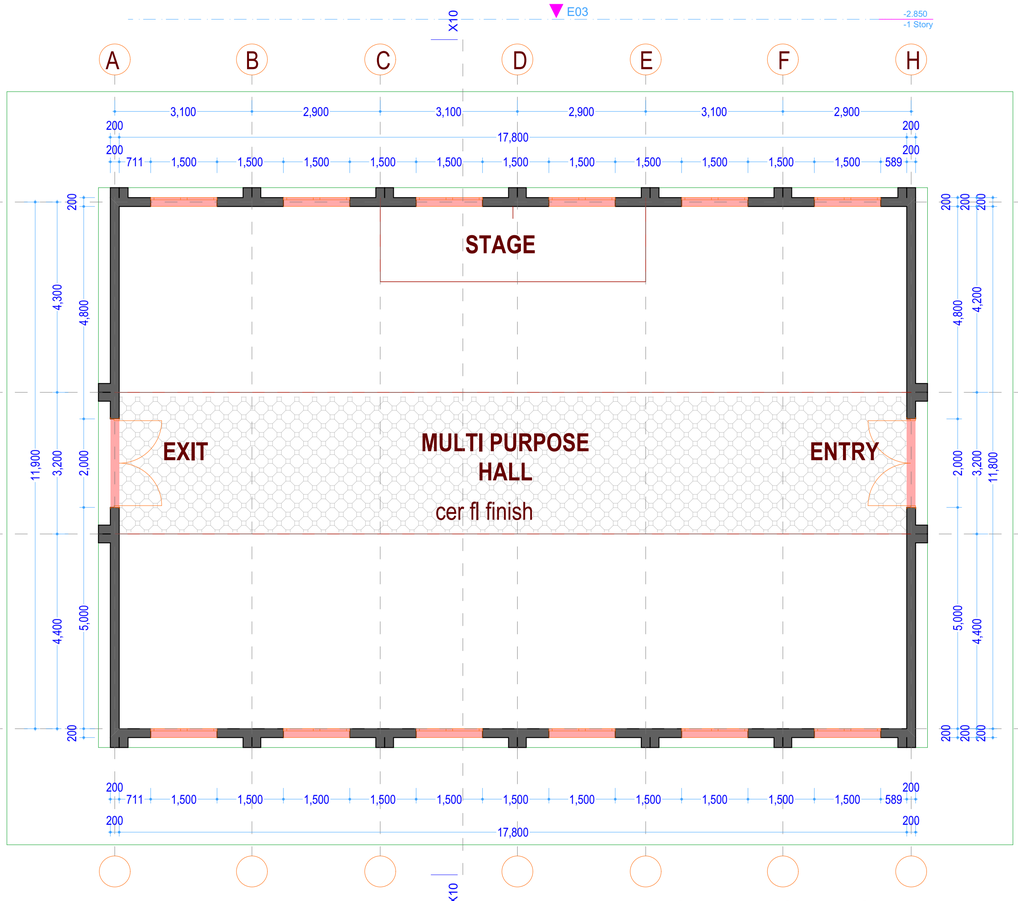

GROUND FLOOR LAYOUT PLAN

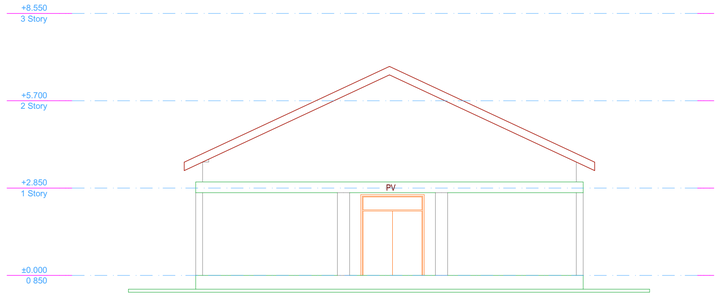

ELEVATION E02

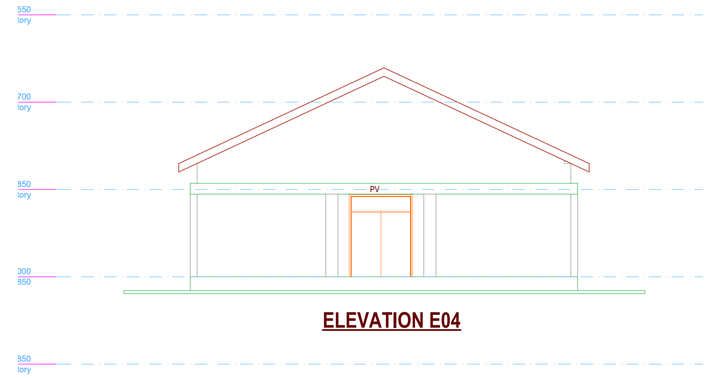

ELEVATION E04

ROOF NOTES.

Approved colour versatiles roofing sheets on 100x50mm trussed rafters with 75x50mm internal members 75x50mm purlins 100x50mm tie beam and 75x50mm wall plate.All to structural Engineers.Roof slope 35.Deg.

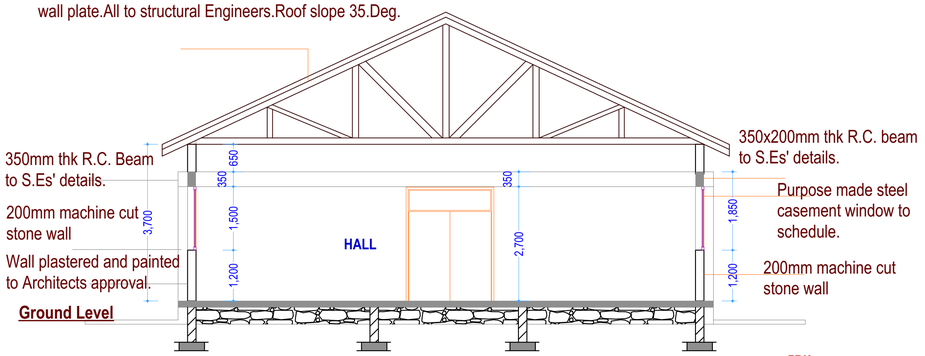

Natural stones hardcore filling well watered and compacted in layers of 100mm each in making up levels.

FDN

200mm thick natural stones foundation wall.

600x200mm thick reinforced concrete strip foundation to str.Eng's detail.

SECTIONAL ELEVATION X-X

SCALE 1:100

NOTES

1. All dimensions are in millimeters unless otherwise specified
2. All dimensions should be checked on site and any discrepancies be reported to the architect before the work commences.
3. All works to be carried out in accordance with local authority regulations
4. Use figured dimensions only, do not scale from the drawing
5. DPC to be laid under all walls and to be minimum 150 mm above finished floor level
6. All drainge pipes passing under building and drive way to be encased with 150mm thick concrete sorround.
7. All inspection Chambers (IC) in driveways tohave heavy duty covers.
8. All reinforced concrete works is to be in accordance with structural engineer's details.
9. 500 gauge polythene dpm (damp prove membrane and anti-termite treatment to be provided under ground floor concrete slab.
10. Foundation depth to be determined on site as per engineer's instructions.
11. Permanent Ventilation (PV) to be provided above all openings as indicated on plans.
12. SVP to mean Sewer Vent Pipe.
13. SWD to mean Storm Water Drain.
14. Waste Bin protected from weather and animals.
15. Waste water drains to the Local Authority.

REV	DESCRIPTION	ISSUE

Project Title

PROPOSED DEV OF A MULTIPURPOSE HALL AT THIKA ROAD PRI

Client

THIKA ROAD PRI ROYSAMBU

Drawing Type

Job No: 01	Date: 31/07/2026
Drawing No: 001	Issue Date:
Scale: 1:100 .1:500	Revision:
Drawn: KURIA	Checked:

Architects