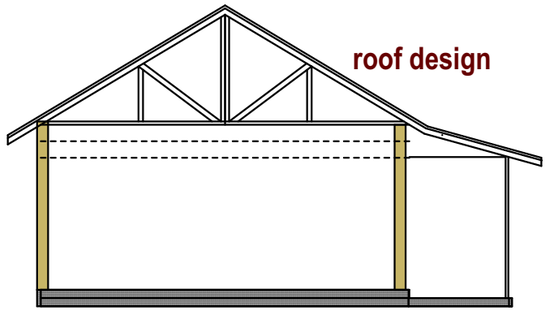

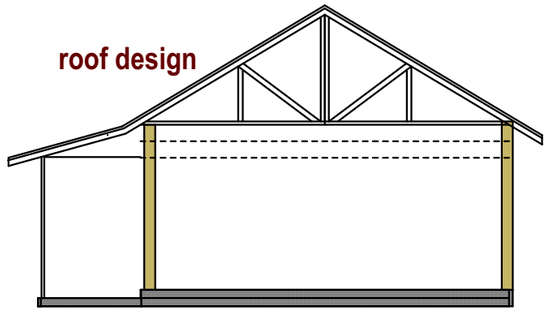

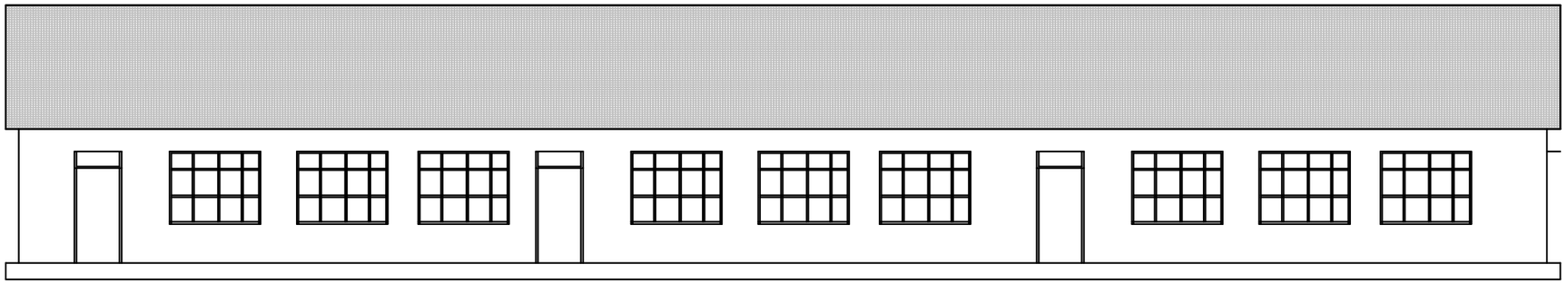

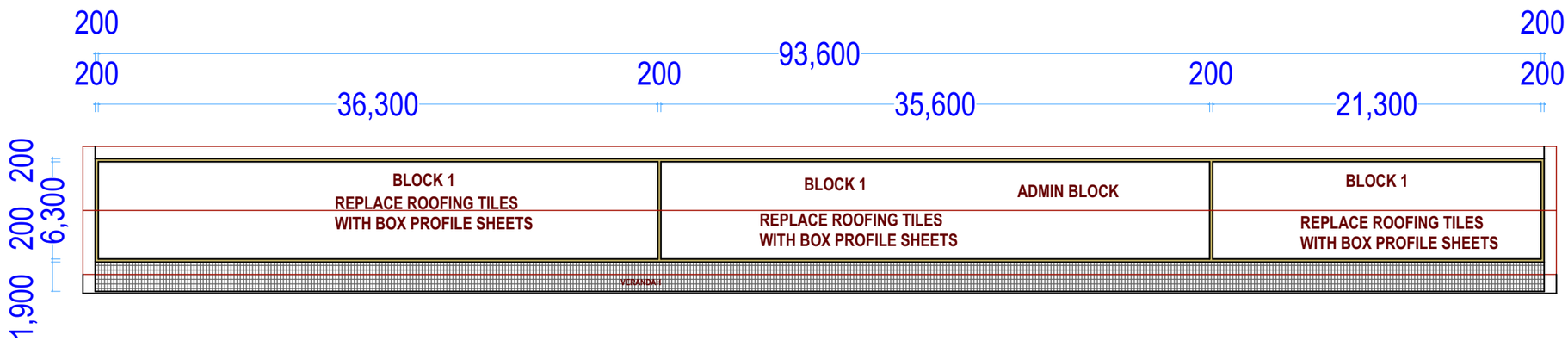

NOTES

1. All dimensions are in millimeters unless otherwise specified
2. All dimensions should be checked on site and any discrepancies be reported to the architect before the work commences.

3.All works to be carried out in accordance with local authority regulations

4.Use figured dimensions only, do not scale from the drawing

5. DPC to be laid under all walls and to be minimum 150 mm above finished floor level

6.All drainge pipes passing under building and drive way to be encased with 150mm thick concrete sorround.

7.All inspection Chambers (IC) in driveways tohave heavy duty covers.

8. All reinforced concrete works is to be in accordance with structural engineer's details.

9. 500 gauge polythene dpm (damp prove membrane and anti-termite treatment to be provided under ground floor concrete slab.

10. Foundation depth to be determined on site as per engineer's instructions.

11. Permanent Ventilation (PV) to be provided above all openings as indicated on plans.

12. SVP to mean Sewer Vent Pipe.

13. SWD to mean Storm Water Drain.

14. Waste Bin protected from weather and animals.
15. Waste water drains to the Local Authority.

REV	DESCRIPTION	ISSUE

Project Title

PROPOSED ROOF RENOVATIONS AT KAMITI SEC SCH

Client

KAMITI SEC SCH

Drawing Type

Job No: 01	Date: 27/11/2026
Drawing No: 001	Issue Date:
Scale: 1:100 ,1:500	Revision:
Drawn: KURIA	Checked:

Architects